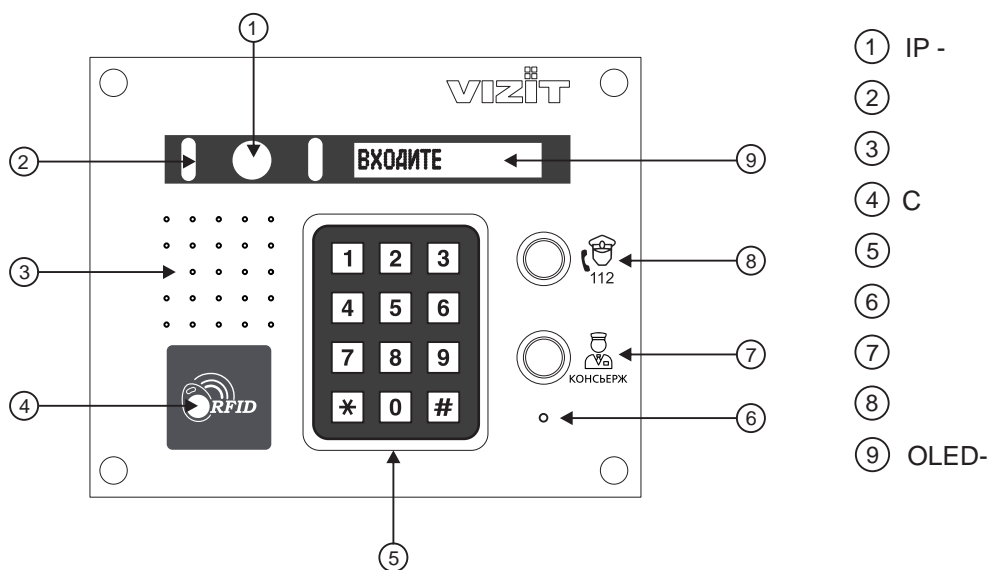


-585 (RF) , VIZIT
 24 / VIZIT,
 -533FCBE, -533FCBE, - 4.
 -532FCBE IP- LAN
 10/100BASE-TX Ethernet,
 (.).



1 -

-533FCBE :
 F - RF (VIZIT-RF3.x VIZIT-RF4.x / 13.56);
 - ;
 - "Board".
 E - Ethernet.

! RF VIZIT® .



-533FCBE

24 .

-585 (LINEA, LINE , +24V, GND)

LINE (RJ-45).

- 1)
- 2)

(RJ-45).

RJ-45-

LINE-A LINE-B

100...110

300

UTP Cat-5,
+24VDC

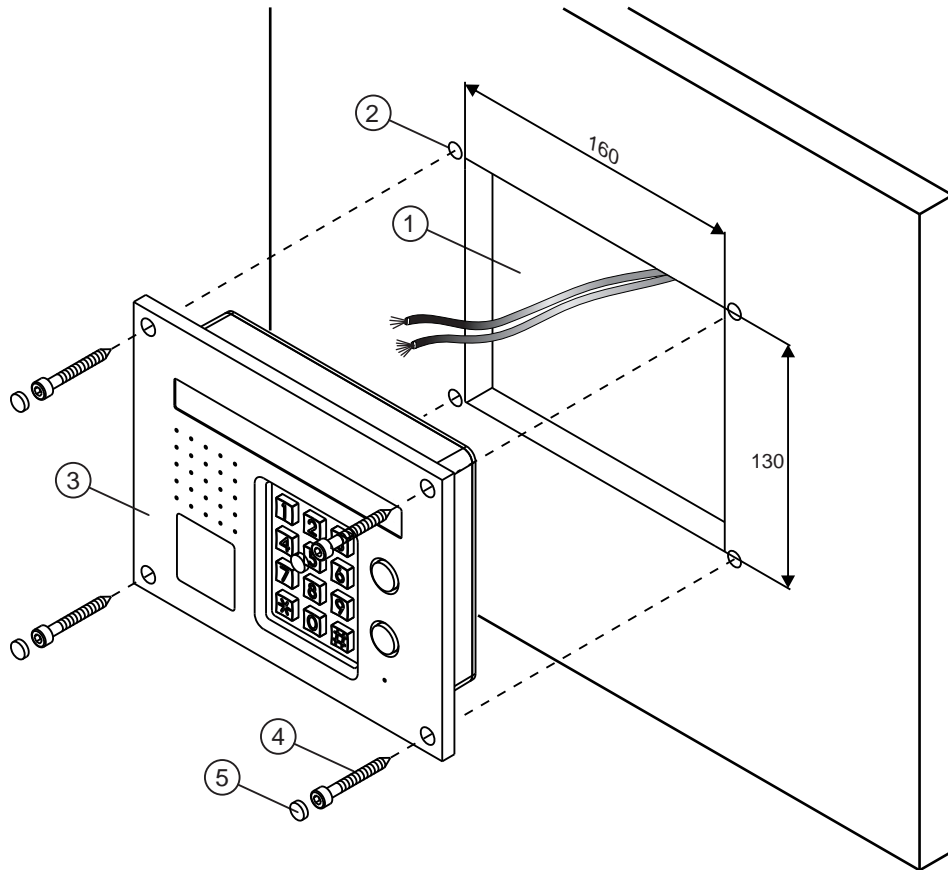
« » GND.

-5 (VIZIT- -12), /)

-432

VIZIT- -15 F-432 (

-5 ,



(1) - 160 , - 130

(2) (4) 4,2

(3)

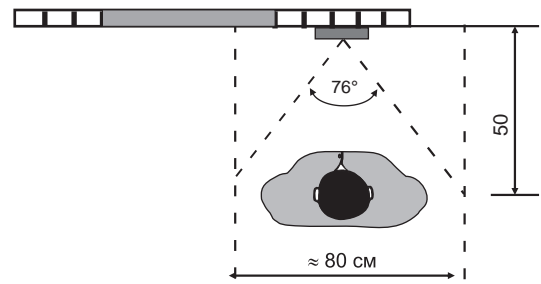
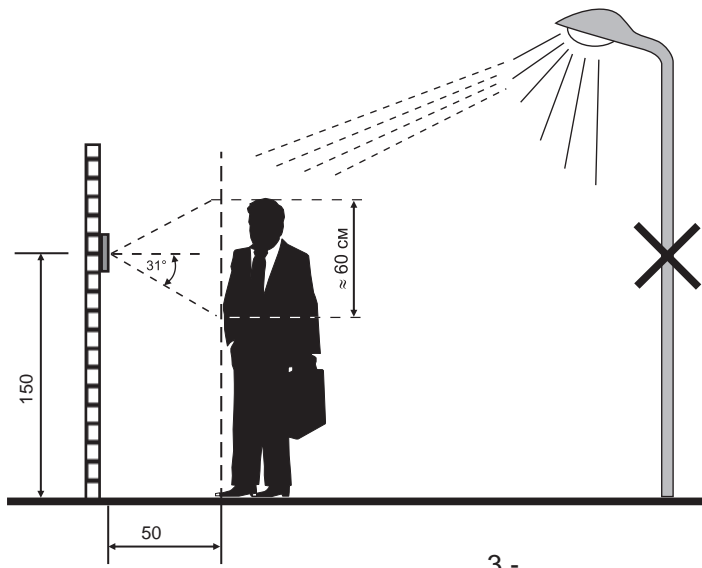
(4) DIN 912 SW 4,8 40 (4)

(5) (4)

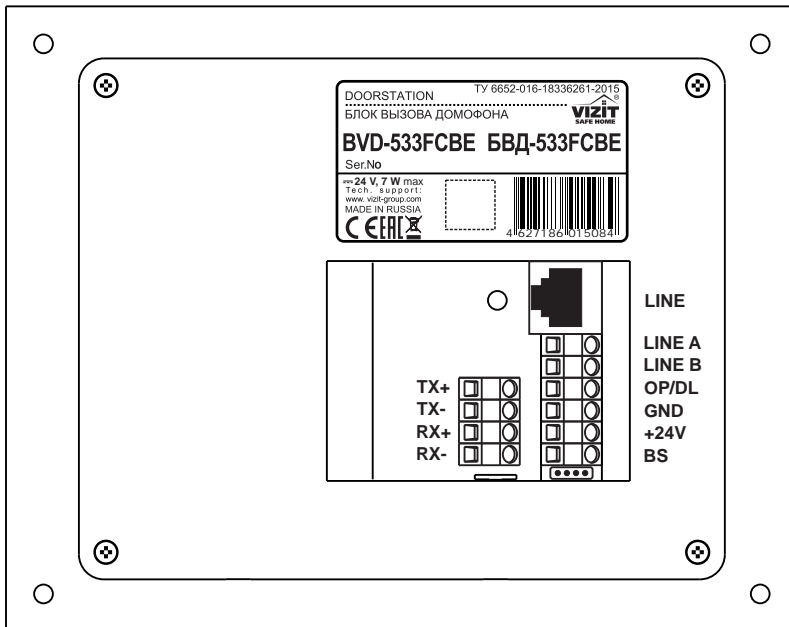
DIN 912 SW 4,8 40

4

2 -



3 -



4

		LINE*
LA	(Line A) -	8
LB	(Line B) -	7
OP/DL	(Open / Door Lock) -	-
GND	(GROUND) -	6, 3, 2, 1
+24V	(+ 24 VDC) -	5, 4
BS	(Button Station) -	
	(-585) BS-424-x, RD-4R (RD-3)	
	« »	
TX+, TX-	Ethernet	Ethernet
RX+, RX-	Ethernet	

*

-585 (LINEA, LINE , +24V, GND)

LINE (RJ-45).

!

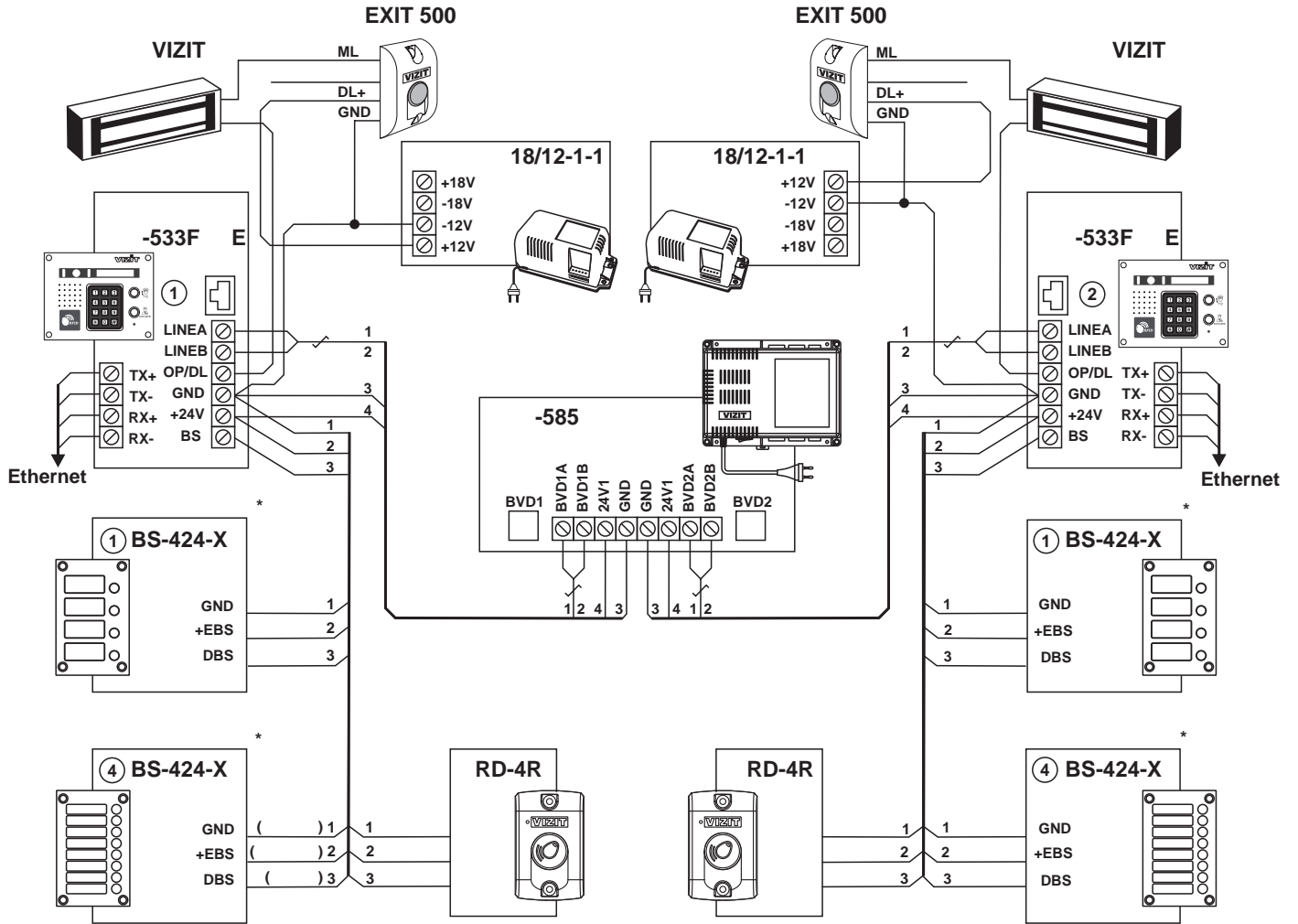
(1 2)

-585,

-585

-585 (1 2)

(BVD1 BVD2),
:1, :1.



Ethernet -

Ethernet

5.

BS-424-

RD-4R

BS-424-

BS-424

GND, +24V, BS

BS-424-

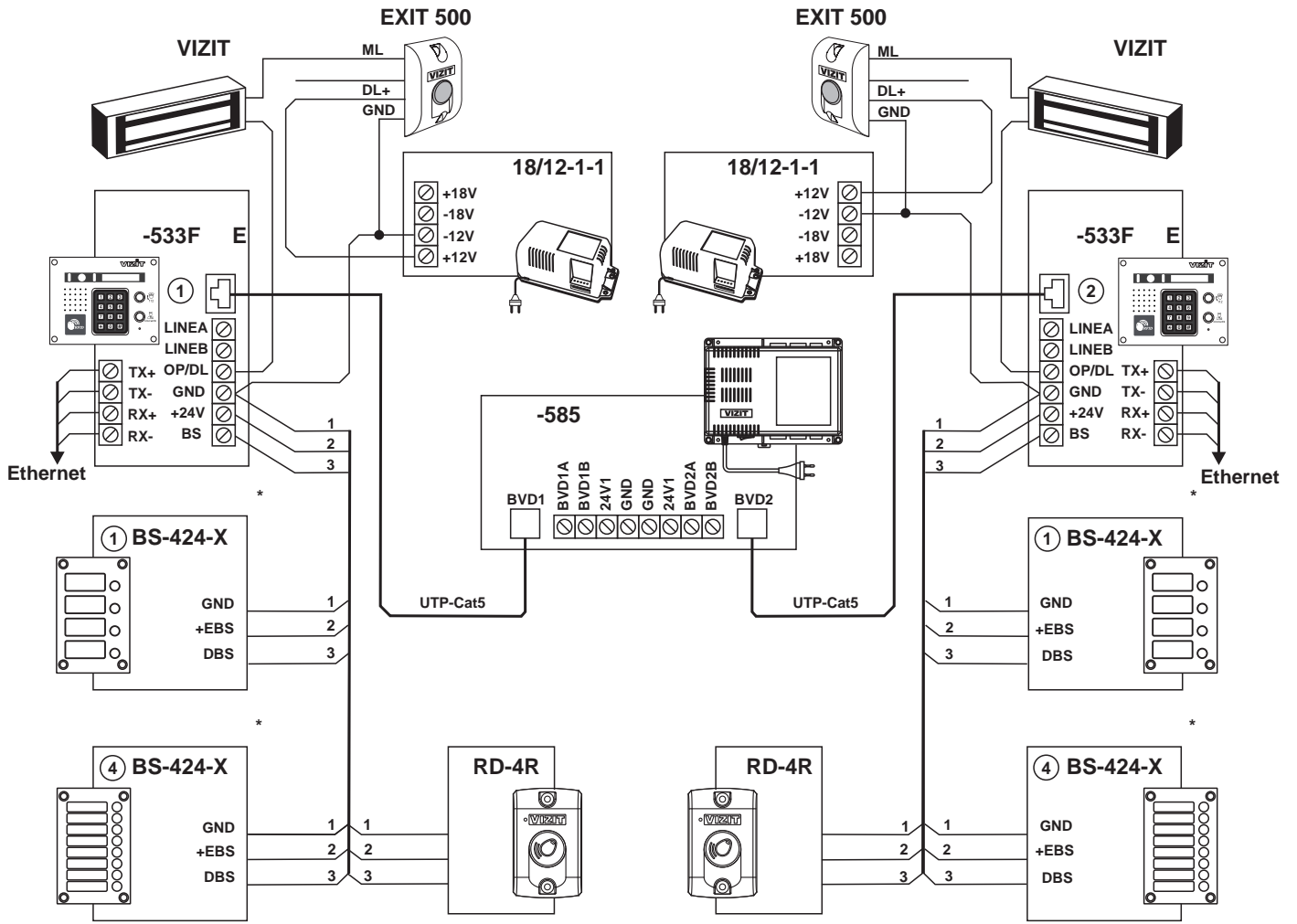
BS(. .28

1 4(. .27

RD-4R (RD-3)-

GND, +24V, BS.

VIZIT-RF2 (125kHz)



4

6.

OP/DL
 (685). OP/DL
 GND. OP/DL
)

(. .13)

VIZIT-RF3.x / VIZIT-RF4.x (13.56)
 PIN- RF,
 RF

PIN- RF
 PIN- RF PIN-

(, 18/12-1-1).
 Open ,
 ML EL (. .12
 /
 EXIT.

(

).

(,) - (.23 RF) , PIN- 0000 0000
, RF ,

PIN-

RF

PIN-

(.23)

- ,
- :

- , / PIN- ,

VIZIT-RF3.x

VIZIT-RF4.x.
VIZIT-RF3.x

-
VIZIT-RF4.x.

- - 1 1 .7. .23 , - 2

- RF ;
- RF ;
- PIN- ;
- - ;
- - 1;
- - 1;
- - 2;
- - 2;
- PIN- ;

1.

PIN-

- 1 2 - 1
- 2, - 1
- RF RF
- RF 1
- RF . .
- [*].

(.23

).

2.

PIN-

- 1 2 : - 1
- 2, :
- 2, PIN:_.
- PIN- (- 0000 0000). PIN-
- PIN- PIN:_.
- PIN- PIN- :
- :
- :

3. () - 1 2 : - 1
2, - :
3 (, - 0000 0000).
: -
(.23).

4. 1. - 1 2 : - 1
2, - :
4 [#]. - 1 1?
, - :

5. 1. - 1 2 : - 1
2, - :
5 RF 1 : 1.
RF :
10 RF 1,

6. 2. - 1 2 : - 1
2, - :
6 [#]. - 2 2?
, - :

7. 2. - 1 :
1. - :
7 RF 2 : 2.
RF :
10 RF 2,

8. - 1 2 : - 1
2, - :
8 " " :
10 :

9. PIN- - 1 2 : - 1
2, - : PIN:
9 " - PIN- :
10 :

1	(1 2)	1
2	()	1
3	RS-485 (1...254)	1
4		256 # 0
5	(32 / 64 / 128 / 256)	32
6	/ ⁽¹⁾	
7	/	
8	(2...6),	2
9	(1...5)	3
10	(0...9)	5
11	(/)	
12	⁽²⁾ : (ML) (EL)	ML
13	(1...20),	7
14	/	
15		4230
16	/	
17		000 ⁽³⁾
18	« ⁽⁹⁾ »	
19	RFID	
20	RFID	
21		1234
22	⁽⁴⁾	
23	- ⁽⁸⁾	
	1 -	
	2 - -	0000 0000
	3 - - 1 / PUK-	
24		
25		
26	⁽⁵⁾	
27	BS (BS ⁽⁶⁾ BS 1...4	
28	BS ⁽⁶⁾ , «1 ⁽⁷⁾ »	
29	BS, «1 ⁽⁷⁾ »	
30		256 # 0
31	/ «1 ⁽⁷⁾ » (-)	
32	-502 RS-485 VEM-701 (1...4)	3
33	/ -502. (" ")	
34	(" ")	5
35	IP- -533, (0...24)	0
36	-533 (0...9)	4
37	-533 (0...9)	4
38	« ⁽⁷⁾ » IP- -533	
39	« ⁽⁷⁾ » IP- -533	
50		
51		
52		
53		

RS-485 (-585)

VIZIT-Commander.

- (1) – « » ().
- (2) – (ML)
- (3) – «000»
- (4) – PRG. PRG.
- (5) – : -128...+127.
- (6) – BS BS. -533FCBE
(GND, +24V, BS) 4 BS.
BS 1...4(27).

	BS	(-501)			
1	11 (1-1- BS)	1	2	2	2
2	12 (2-1- BS)	1	1	40	(BS) + (-501)
3	12 (2-1- BS)	2	41	80	
4	12 (2-1- BS)	3	81	120	
...					
64	48 (8-4- BS)	X	Y	Z	

64 , 4 BS (32).

- (7) – «1 » (.31,) , , . . . (- 200.
- « # »). 999, - 200.
- (.28), :

	BS	(-501)			
1		1	1	40	() (-501)
2		2	41	80	
3		3	81	120	
4		4	121	141	
...					

« BS» , #.

- (8) – (.23) :
- PIN- ;
- ;
- 1/ PUK- .
- (9) – ! « »
- 533FCBE « PIN- » VIZIT-RF3.x PIN- .
- « » PIN- .
- « »

- 1.
- 2.
- 3.

PIN-

PIN-
PUK-

3 -

PIN-

PUK-

1 /

PUK-
PIN

PUK

1.

VIZIT Firmware Update.

CU-14,
VIZIT Firmware Update

CU-14)

VIZIT:

www.domofon.ru, www.domofon-vizit.ru, www.domofon-vizit.kiev.ua, www.vizit-group.com/ru/.

, PIN-

- 1.
- 2.
- 3.
- 4.
- 5.
- 6.
- 7.
- 8.

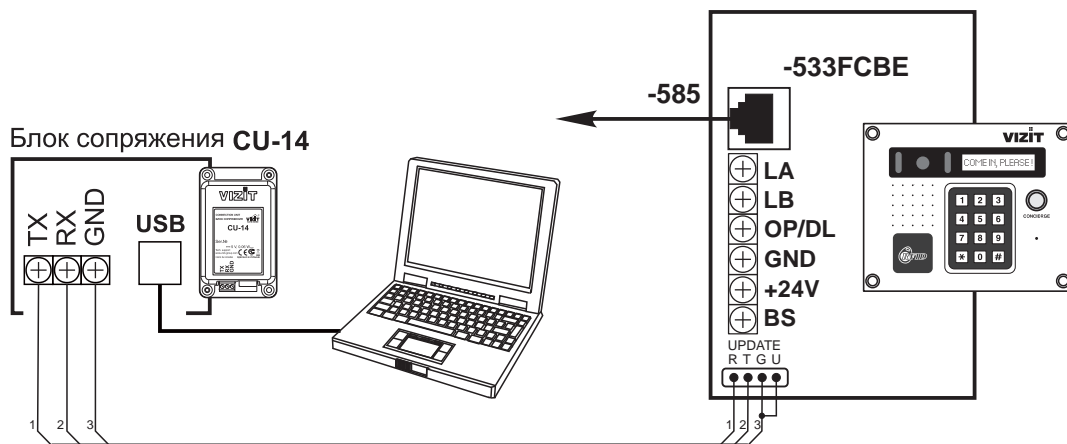
UPDATE

.6.
: Firmware Update.

USB.

VIZIT Firmware Update.

VIZIT Firmware Update.



7 -

, , , 18...25
 , , , 7
 :
 - 190
 - 150
 - 41
 , , : 0,85

IP-	
	"Board"
	120°
CVBS	CIR
CVBS	PAL
CVBS	700
	0 ()
-	
	2 ()
	1920x1080, 1280x720
	704x576, 640x480, 640x352, 320x240
	10 /100BASE-TX Ethernet
	MJPEG, H.264, H.265, H.265+
	G.711 U, G.711 A, G.726

:
 - 40 50 °C
 - 98% 25 °C.